

Emsys Software

The **EMSYS** software is a program allowing to transfer, edit, process and export data of the PROMIS system (Frequency Domain ElectroMagnetic system)

Minimum recommended PC configuration:

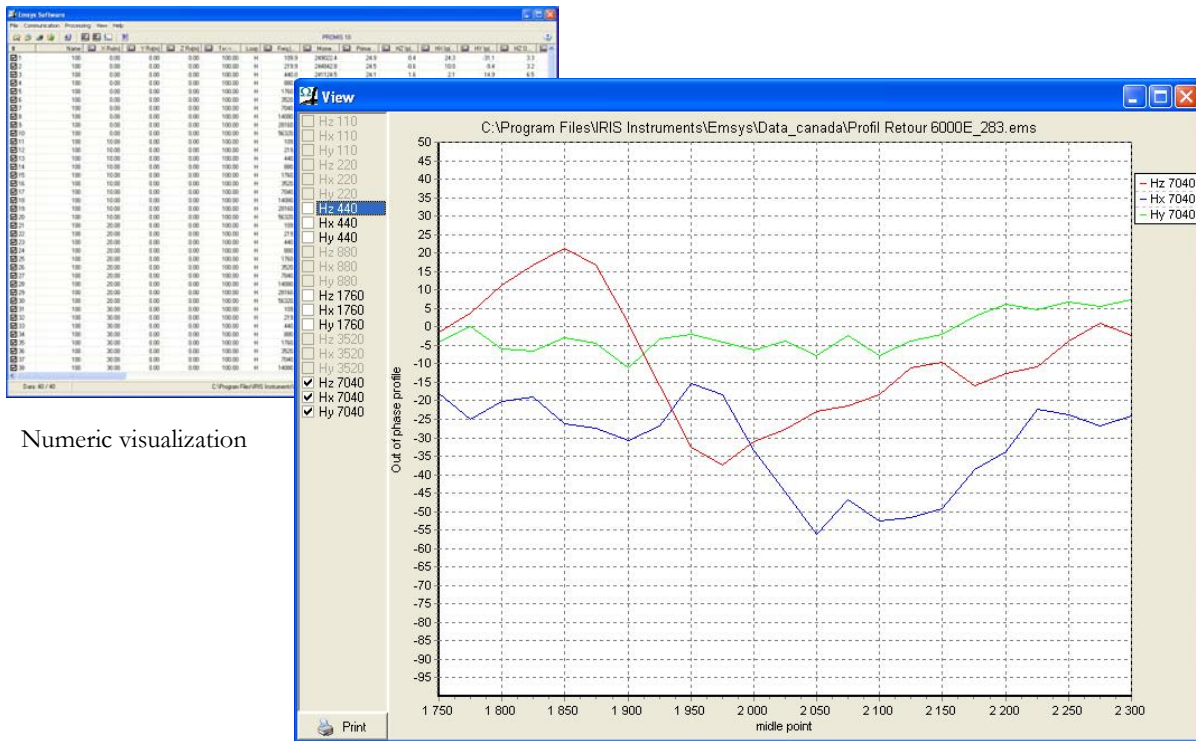
- Windows® XP
- 1 GHZ Microprocessor
- RAM memory: greater than 512 Mb
- 1280 x 1024 resolution screen

The data download is done by a serial link RS-232 cable or by a USB link.

The main functions of the **EMSYS** software are the following ones:

- Data download
- Numeric and graphic presentation (set up parameters, magnetic field components,...)
- Processing (filter on threshold values, reject some frequencies, correct the tilt...)
- Topography insertion
- Plot of the In-Phase and Out-of-Phase data in sounding / profiling / pseudo-section
- Export to various formats ("txt", "Ix1D V.3" interpretation software)

PROMIS data managing PC software



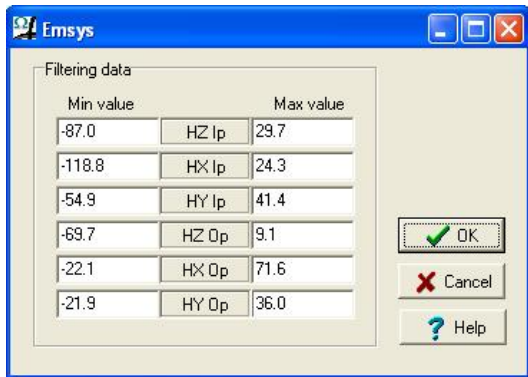
Numeric visualization

Plot of the Out-of-Phase profile curve of the X,Y,Z components, for each measured frequency

Emsys Software

By the **EMSYS** software, several processing can be performed:

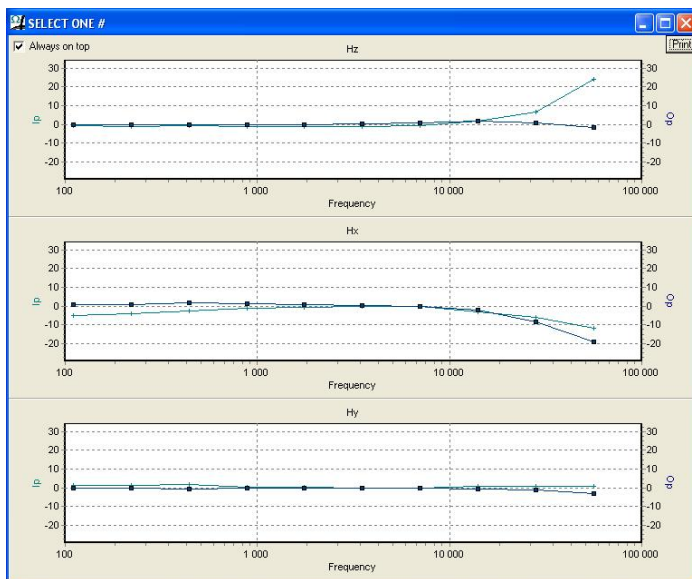
- Correct the tilt (measured by inclinometers)
- Reject frequency(ies), station(s)...
- Average data obtained at a same station
- Filter the data according to one or several specific parameters by choosing the range of values to be kept



Window allowing to filter the data, by threshold values

The **EMSYS** software allows to edit data (In-Phase/Out-of-Phase components) in various ways:

- Sounding (as a multi-frequency measurement can be run at each station of a profile)
- Profiling (data can be visualized along a profile, per frequency)
- Pseudo-section (addition of sounding)



Plot of the In-Phase / Out-of-Phase sounding curves of the X,Y,Z components, at a specific station

Data can be exported in "txt" format to be used by any spreadsheet software, as *Excel* for example.

They can also be exported to the "Ix1D V.3" format in order to perform a data interpretation.